



Daily Fixed Income Report (20 July 2023)

HEI FIXED INCOME MARKET COMMENTARY

- Yesterday, the US dollar is trading 0.1% lower against Namibian dollar at N\$17.9064, while the euro is trading marginally lower at N\$19.9479. Furthermore, the British pound has gained 0.1% against the Namibia to trade at N\$23.0675. (Figure 3)

- The yield of the GC2026 bond increased from 9.18% to 9.20%. Additionally, the GC2048 bond's yield experienced an up soar from 13.27% to 13.32% (Table 2)
- Figure 2 displayed a significant decline in the daily bond spreads.
- Based on the analysis depicted in Figure 4, total bond returns exhibited a slight increase
- Table 1 indicated no change in fixed-term deposits

Table 1: Fixed Term Deposits

<i>Term</i>	19-Jul-23	20-Jul-23
<i>1 Month</i>	8.75	8.75
<i>2 Months</i>	8.90	8.90
<i>3 Months</i>	8.95	8.95
<i>4 Months</i>	9.01	9.01
<i>5 Months</i>	9.09	9.09
<i>6 Months</i>	9.34	9.34
<i>7 Months</i>	9.45	9.45
<i>8 Months</i>	9.51	9.51
<i>9 Months</i>	9.58	9.58
<i>10 Months</i>	9.68	9.68
<i>11 Months</i>	9.75	9.75
<i>12 Months</i>	9.79	9.79

Source: BoN & HEI Research

Table 2. Namibia Government Bonds

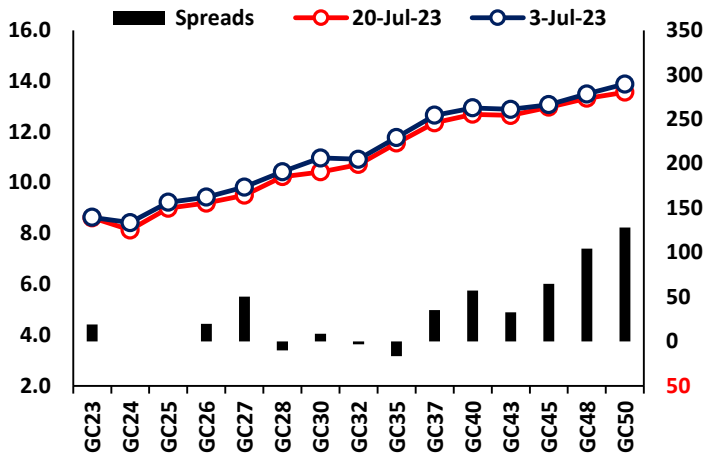
Bonds	Coupon	Maturity	YTM (%)	YTM (%)	YTM (%)	DTDA	Prices
			3-Jul-23	19-Jul-23	20-Jul-23	(bps)	20-Jul-23
GC23	8.85	15-Oct-23	8.63	8.57	8.61	4.29	100.01
GC24	10.5	15-Oct-24	8.43	8.11	8.13	1.90	102.71
GC25	8.5	15-Apr-25	9.23	8.98	8.99	1.80	99.20
GC26	8.5	15-Apr-26	9.43	9.18	9.20	2.00	98.32
GC27	8	15-Jan-27	9.82	9.48	9.50	2.00	95.63
GC28	8.5	15-Oct-28	10.43	10.20	10.23	3.30	93.08
GC30	8	15-Jan-30	10.97	10.39	10.42	3.30	88.78
GC32	9	15-Apr-32	10.92	10.68	10.71	3.40	90.41
GC35	9.5	15-Jul-35	11.78	11.53	11.55	2.90	86.84
GC37	9.5	15-Jul-37	12.65	12.33	12.36	2.40	81.19
GC40	9.8	15-Oct-40	12.94	12.66	12.69	2.90	79.91
GC43	10	15-Jul-43	12.89	12.63	12.65	2.00	80.87
GC45	9.85	15-Jul-45	13.07	12.94	12.97	2.13	77.48
GC48	10	15-Oct-48	13.49	13.27	13.32	4.69	76.55
GC50	10.25	15-Jul-50	13.88	13.52	13.56	4.06	76.31

Source: BoN & HEI Research

Important disclosure:

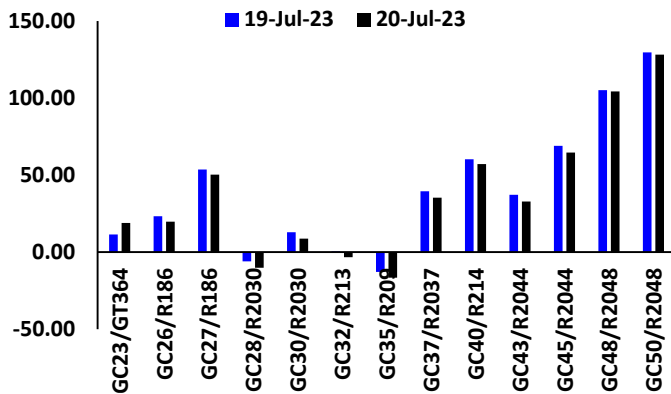
Readers should be aware that the opinions, estimates, and projections expressed in this report are based on current market conditions, publicly available information, and our analysis, and may change without notice. This report is not intended to be the sole basis for any investment decision, and investors should consult with their financial advisor or do their own research before making any investment decisions.

Figure 1. Namibia Bond Yield: 03-July-2023 vs. 20-July-2023



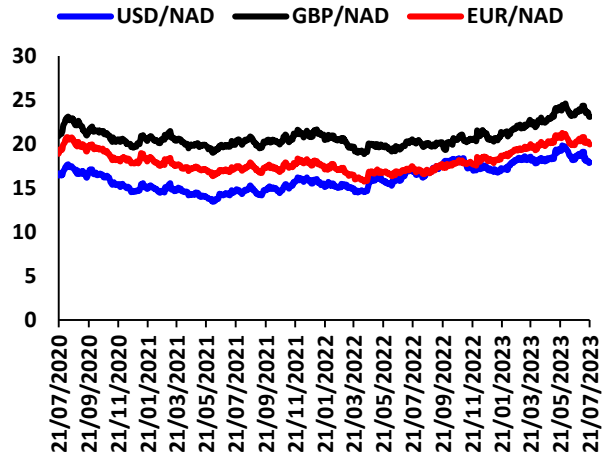
Source: BoN & HEI Research

Figure 2. Namibia vs. South Africa Bond Spreads: 19-July 2023 vs. 20-July-2023



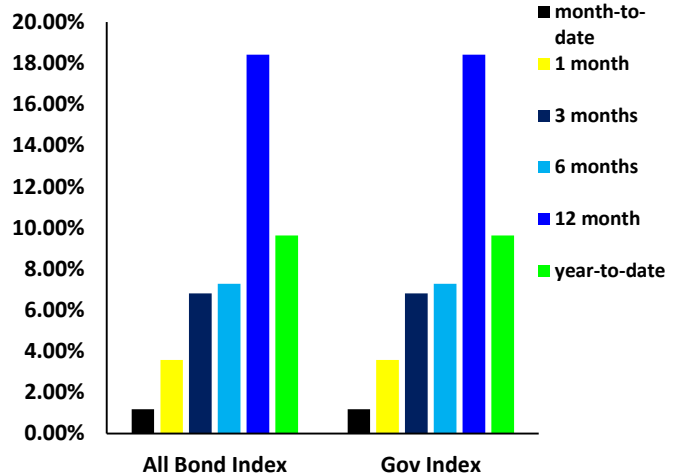
Source: BoN & HEI Research

Figure 3: Historic FX Trends till 21st July 2023



Source: Bloomberg & HEI Research

Figure 4: Total Bond Returns as at 20th July 2023 (%)



Source: Bloomberg & HEI Database

Important disclosure:

Readers should be aware that the opinions, estimates, and projections expressed in this report are based on current market conditions, publicly available information, and our analysis, and may change without notice. This report is not intended to be the sole basis for any investment decision, and investors should consult with their financial advisor or do their own research before making any investment decisions.